



The Dow Jones-UBS Commodity IndexSM Family

The Dow Jones-UBS Commodity IndexSM (DJ-UBSCISM) is a broadly diversified index that allows investors to track commodity futures through a single, simple measure. The index is composed of futures contracts on physical commodities. As the index has grown in popularity since its introduction in 1998, additional versions and a full complement of subindexes have been introduced. Together, the family offers investors a comprehensive set of tools for measuring the commodity markets.

Dow Jones-UBS Commodity IndexSM and Dow Jones-UBS Commodity Index Total ReturnSM

The DJ-UBSCI family includes both the DJ-UBSCI, which is calculated on an excess return basis, and the DJ-UBSCITR, a total return index based on the DJ-UBSCI. The former reflects the return of underlying commodity futures price movements only, while the latter reflects the return on fully collateralized positions in the underlying commodity futures.

Dow Jones-UBS Commodity SubindexesSM

The DJ-UBSCI family includes nine sector subindexes that group the commodities by type (e.g., the DJ-UBS Grains SubindexSM includes Corn, Soybeans and Wheat). The DJ-UBS Ex Energy SubindexSM allows investors to track a diversified basket of commodity futures without exposure to energy futures prices. Also available are individual commodity subindexes on the 19 components currently included in the DJ-UBSCI, plus cocoa, lead, platinum and tin. All DJ-UBSCI Subindexes are available in excess and total return versions.

Dow Jones-UBS Commodity Spot IndexesSM

The Dow Jones-UBS Commodity Spot IndexesSM measure price movements of the commodities included in the DJ-UBSCI and select subindexes. The DJ-UBS Commodity Spot Index provides a general estimate of trends in commodity prices. It does not account for the effects of rolling futures contracts or the costs associated with actually holding physical commodities, and is thus not replicable with positions in the underlying commodity futures contracts.

Dow Jones-UBS Commodity IndexesSM: Forward Versions

The DJ-UBSCI family includes 1-, 2-, and 3-Month Forward versions of the DJ-UBSCI and select subindexes. Composed of longer-dated commodity futures contracts, the forward versions allow investors to measure exposure to different parts of the commodity futures curves.

Dow Jones-UBS Commodity IndexesSM: Foreign Currency Versions

The DJ-UBSCI and the DJ-UBSCITR are also available denominated in Australian Dollar, Yen, Euro, Swiss Francs and Pounds Sterling.

Dow Jones-UBS Commodity IndexesSM: Currency Hedged Versions

The DJ-UBSCISM Currency Hedged Versions measure the performance of commodities futures contracts that trade in a specific currency that is hedged against the U.S. Dollar. Currently available calculated in excess return and total return are: Australian Dollar, Canadian Dollar, Euro, Pound Sterling, Yen and Swiss Franc.

DJ-UBSCI Single Commodity Subindexes

Dow Jones-UBS Aluminum SubindexSM
 Dow Jones-UBS Cocoa SubindexSM
 Dow Jones-UBS Coffee SubindexSM
 Dow Jones-UBS Copper SubindexSM
 Dow Jones-UBS Corn SubindexSM
 Dow Jones-UBS Cotton SubindexSM
 Dow Jones-UBS Crude Oil SubindexSM
 Dow Jones-UBS Gold SubindexSM
 Dow Jones-UBS Heating Oil SubindexSM
 Dow Jones-UBS Lead SubindexSM
 Dow Jones-UBS Lean Hogs SubindexSM
 Dow Jones-UBS Live Cattle SubindexSM
 Dow Jones-UBS Natural Gas SubindexSM
 Dow Jones-UBS Nickel SubindexSM
 Dow Jones-UBS Platinum SubindexSM
 Dow Jones-UBS Silver SubindexSM
 Dow Jones-UBS Soybean Oil SubindexSM
 Dow Jones-UBS Soybeans SubindexSM
 Dow Jones-UBS Sugar SubindexSM
 Dow Jones-UBS Tin SubindexSM
 Dow Jones-UBS Unleaded Gasoline SubindexSM
 Dow Jones-UBS Wheat SubindexSM
 Dow Jones-UBS Zinc SubindexSM

For more information on the Dow Jones-UBS Commodity IndexSM Family, please contact:

Dow Jones Indexes:

U.S. +1.609.520.7249

Asia +8610.6581.4090 x403

Europe +49.69.29.725.180

or email djindexsupport@dowjones.com

www.djindexes.com




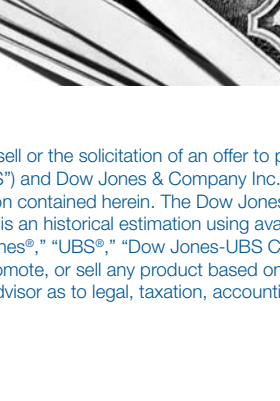


All information as of May 2009.

The information contained herein is being furnished for information purposes only. This communication does not constitute an offer to sell or the solicitation of an offer to purchase any security, future or other financial instrument or product. The information contained herein (including historical prices or values) has been obtained from sources that UBS Securities, LLC ("UBS") and Dow Jones & Company Inc. ("Dow Jones") consider to be reliable; however, neither UBS nor Dow Jones makes any representation as to, or accepts any responsibility or liability for, the accuracy or completeness of the information contained herein. The Dow Jones-UBS Commodity Index was launched on July 14, 1998, and its subindexes, forward indexes and related indexes may have been launched at later dates. All data for any index prior to its launch date is an historical estimation using available data. Historical results should not and cannot be viewed as an indicator of future results. For a more complete description of the DJ-UBSCI, reference is made to the DJ-UBSCI Handbook. "Dow Jones®," "UBS®," "Dow Jones-UBS Commodity Index," "Dow Jones-UBS Commodity Index Total Return" and "DJ-UBSCI" are service marks or trademarks of Dow Jones and UBS AG., as the case may be. Dow Jones does not sponsor, promote, or sell any product based on the DJ-UBSCI, and neither Dow Jones, nor any of its affiliates, makes any representation herein regarding the advisability of investing in any product based on the DJ-UBSCI. Dow Jones is not an advisor as to legal, taxation, accounting, regulatory or financial matters in any jurisdiction, and is not providing any investment or other advice as to any such matter.

© Dow Jones & Company, Inc. 2009

BROP-COM-1210-042009

DJ-UBSCI Subindexes

DJ-UBSCI Subindexes	
ENERGY	
Crude Oil Heating Oil Natural Gas Unleaded Gasoline	
PETROLEUM	
Crude Oil Heating Oil Unleaded Gasoline	
LIVESTOCK	
Lean Hogs Live Cattle	
GRAINS	
Corn Soybeans Wheat	
INDUSTRIAL METALS	
Aluminum Copper Nickel Zinc	
PRECIOUS METALS	
Gold Silver	
SOFTS	
Coffee Cotton Sugar	
AGRICULTURE	
Coffee Corn Cotton Soybeans Soybean Oil Sugar Wheat	
EX ENERGY	
Aluminum Coffee Copper Corn Cotton Gold Lean Hogs Live Cattle Nickel Silver Soybeans Soybean Oil Sugar Wheat Zinc	

DOWJONES